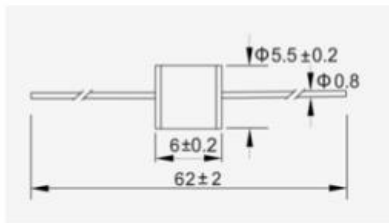


Разрядник: M51C90X (B88069X5010)



ZPW-20002.ru



Voltage Range
75V~800V
3600V

Catalog No.	DC Spark Over Voltage (100v/s)V	Impulse Spark Over Voltage (1kv/μs)V	Insulation Resistance GΩ	Electrode Capacitance	Impulse Discharge Current	AC Discharge Current (50Hz 1s 10times)A	Holdover Voltage (V)
				1MHz 0.5V PF	(8/20μs)		
M51C90X (B88069X5010)	90±20%	≤600	≥1	≤1	5KA	5A	52
2R-230A2L (EM230X)	230±20%	≤700	≥1	≤1	5KA	5A	80
M51A230X (B88069X2930)	230±20%	≤700	≥1	≤1	5KA	5A	80

- Reference executive standard: ITU-T K.12, GB/T9043-2008 《General Technical Requirements of Gas Discharge Tubes for the Over-voltage protection of telecommunications installations》.

- The maximum AC withstand current (50 Hz) is 5A and AC voltage shall be larger than the upper limit value of DC spark-over voltage during the test.

- The electrode capacitance test frequency is 1MHz and test voltage is 0.5V.

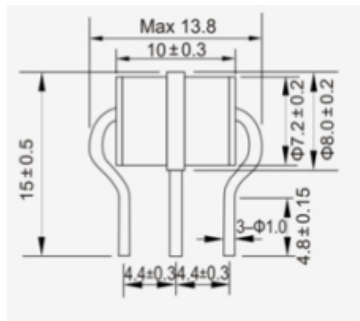
**Operating and Storage temperature**

-40°C ~ +85°C

**Packaging**

Automaton taped 100PCS per reel,4000PCS per carton

Разрядник: T83A90X (B88069X8300)



Voltage Range
75V~600V

Catalog No.	DC Spark Over Voltage (100v/s)V	Impulse Spark Over Voltage (1kv/μs)V	Insulation Resistance GΩ	Electrode Capacitance	Impulse Discharge Current	AC Discharge Current (50Hz 1s 10times)A	Holdover Voltage (V)
				1MHz 0.5V PF	(8/20μs)		
8TL075M	75±20%	≤600	≥1	≤1.5	10KA	10A	52
T83A90X (B88069X8300)	90±20%	≤600	≥1	≤1.5	10KA	10A	52
T90A90X (B88069X5470)	90±20%	≤600	≥1	≤1.5	10KA	10A	52
T83A230X (B88069X8910)	230±20%	≤700	≥1	≤1.5	10KA	10A	80
T83A260X (B88069X2710)	260±20%	≤800	≥1	≤1.5	10KA	10A	52
T83A350X (B88069X8690)	400±20%	≤1000	≥1	≤1.5	10KA	10A	135
T83A400X	420±20%	≤1000	≥1	≤1.5	10KA	10A	135
T83A420X (B88069X7960)	420±20%	≤1000	≥1	≤1.5	10KA	10A	135
T63C600X (B88069X8830)	600±20%	≤1400	≥1	≤1.5	10KA	10A	135
T63C650X (B88069X8830)	650±20%	≤1400	≥1	≤1.5	10KA	10A	135

- Reference executive standard: ITU-T K.12, GB/T9043-2008 《General Technical Requirements of Gas Discharge Tubes for the Over-voltage protection of telecommunications installations》.

- The maximum AC withstand current (50 Hz) is 10A and AC voltage shall be larger than the upper limit value of DC spark-over voltage during the test.

- The electrode capacitance test frequency is 1MHz and test voltage is 0.5V.

- The lead wire diameter of such discharge tube is Φ0.8mm required for common products or Φ1.0mm for special product.

**Operating and Storage temperature**

-40°C ~ +85°C

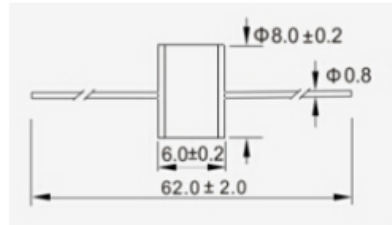
**Packaging**

Automaton taped 100PCS per reel,4000PCS per carton

Request: M1A710 (0000004010)



ZIP-2002.ru



Catalog No.	DC Spark Over Voltage (100V/s)V	Impulse Spark Over Voltage (1kV/μs)V	Insulation Resistance GΩ	Electrode Capacitance 1MHz 0.5V PF	Impulse Discharge Current (8/20μs)	AC Discharge Current (50Hz 1s 10times)A	Holdover Voltage (V)
EC75X (B88069X0180)	75±20%	≤600	≥1	≤1.5	10KA	10A	52
A81C90X (B88069X1380)	90±20%	≤600	≥1	≤1.5	10KA	10A	52
N81A90X (B88069X4880)	90±20%	≤600	≥1	≤1.5	10KA	10A	52
EC90X (B88069X720)	90±20%	≤600	≥1	≤1.5	10KA	10A	52
8DL150M	150±20%	≤600	≥1	≤1.5	10KA	10A	52
N81A230X (B88069X4930)	230±20%	≤700	≥1	≤1.5	10KA	10A	80
EC230X (B88069X660)	230±20%	≤700	≥1	≤1.5	10KA	10A	80
A81A250X (B88069X1500)	250±20%	≤700	≥1	≤1.5	10KA	10A	80
EC350X (B88069X810)	350±20%	≤1000	≥1	≤1.5	10KA	10A	135
N81A350X (B88069X4920)	350±20%	≤1000	≥1	≤1.5	10KA	10A	135
A81A350X (B88069X2380)	350±20%	≤1000	≥1	≤1.5	10KA	10A	135
420X	420±20%	≤1000	≥1	≤1.5	10KA	10A	135
L71A470X (B88069X2010)	470±20%	≤1200	≥1	≤1.5	10KA	10A	135
EC470X (B88069X5740)	470±20%	≤1200	≥1	≤1.5	10KA	10A	135
A81A500X (B88069X1490)	500±20%	≤1200	≥1	≤1.5	10KA	10A	135
A81A600X (B88069X2880)	600±20%	≤1400	≥1	≤1.5	10KA	10A	135
EC600X (B88069X780)	600±20%	≤1400	≥1	≤1.5	10KA	10A	135
L71A800X (B88069X2040)	800±20%	≤1600	≥1	≤1.5	10KA	10A	135
1000X	1000±20%	≤1900	≥1	≤1.5	5KA	10A	135
1500X	1500±20%	≤2500	≥1	≤1.5	5KA	10A	135
2000X	2000±20%	≤3500	≥1	≤1.5	5KA	10A	135
2500X	2500±20%	≤4000	≥1	≤1.5	5KA	10A	135
3000X	3000±20%	≤4500	≥1	≤1.5	5KA	10A	135
3600X	3600±20%	≤5000	≥1	≤1.5	5KA	10A	135

Voltage Range
75V - 800V
600V/3600V

- Reference executive standard: ITU-T K.12, GB/T9043-2008 «General Technical Requirements of Gas Discharge Tubes for the Over-voltage protection of telecommunications installations».
- The maximum AC withstand current (50 Hz) is 10A and AC voltage shall be larger than the upper limit value of DC spark-over voltage during the test.
- The electrode capacitance test frequency is 1MHz and test voltage is 0.5V.
- The lead wire diameter of such discharge tube is Φ0.8mm required for common products or Φ1.0mm for special product.

**Operating and Storage temperature**  
-40°C ~ +85°C

**Packaging**

Automaton taped 100PCS per reel, 4000PCS per carton