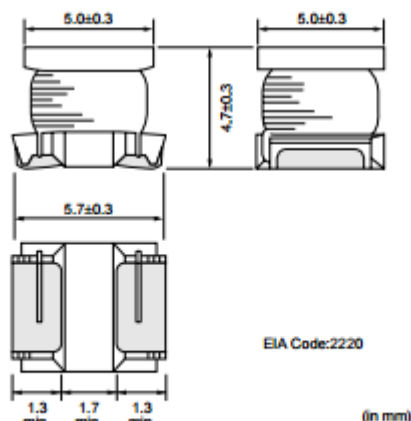


# Chip Inductors (Chip Coils) for Choke Large Current Type

## LQH55D Series (2220 Size)

### Dimension



### Packaging

Code	Packaging	Minimum Quantity
L	180mm Embossed Tape	350
K	330mm Embossed Tape	1500

### Rated Value (□: packaging code)

Part Number	Inductance	Test Frequency	Rated Current	DC Resistance	Self Resonance Frequency (min.)	Class of Magnetic Shield
LQH55DNR12M03□	0.12μH±20%	1MHz	6000mA	0.007ohm±40%	450MHz	No magnetic shield
LQH55DNR27M03□	0.27μH±20%	1MHz	5300mA	0.010ohm±40%	300MHz	No magnetic shield
LQH55DNR47M03□	0.47μH±20%	1MHz	4800mA	0.013ohm±40%	200MHz	No magnetic shield
LQH55DN1R0M03□	1.0μH±20%	1MHz	4000mA	0.019ohm±40%	150MHz	No magnetic shield
LQH55DN1R5M03□	1.5μH±20%	1MHz	3700mA	0.022ohm±40%	110MHz	No magnetic shield
LQH55DN2R2M03□	2.2μH±20%	1MHz	3200mA	0.029ohm±40%	80MHz	No magnetic shield
LQH55DN3R3M03□	3.3μH±20%	1MHz	2900mA	0.036ohm±40%	40MHz	No magnetic shield
LQH55DN4R7M03□	4.7μH±20%	1MHz	2700mA	0.041ohm±40%	30MHz	No magnetic shield
LQH55DN6R8M03□	6.8μH±20%	1MHz	2000mA	0.074ohm±40%	25MHz	No magnetic shield
LQH55DN100M03□	10μH±20%	1MHz	1700mA	0.093ohm±40%	20MHz	No magnetic shield
LQH55DN150M03□	15μH±20%	1MHz	1400mA	0.15ohm±40%	17MHz	No magnetic shield
LQH55DN220M03□	22μH±20%	1MHz	1200mA	0.19ohm±40%	15MHz	No magnetic shield
LQH55DN330M03□	33μH±20%	1MHz	900mA	0.32ohm±40%	12MHz	No magnetic shield
LQH55DN470M03□	47μH±20%	1MHz	800mA	0.40ohm±40%	10MHz	No magnetic shield
LQH55DN680M03□	68μH±20%	1MHz	640mA	0.67ohm±40%	7.6MHz	No magnetic shield
LQH55DN101M03□	100μH±20%	100kHz	560mA	0.86ohm±40%	6.5MHz	No magnetic shield
LQH55DN151M03□	150μH±20%	100kHz	420mA	1.9ohm±40%	5.0MHz	No magnetic shield
LQH55DN221M03□	220μH±20%	100kHz	320mA	2.4ohm±40%	4.0MHz	No magnetic shield
LQH55DN331M03□	330μH±20%	100kHz	270mA	4.4ohm±40%	3.1MHz	No magnetic shield
LQH55DN471M03□	470μH±20%	100kHz	240mA	5.4ohm±40%	2.4MHz	No magnetic shield
LQH55DN681M03□	680μH±20%	100kHz	190mA	8.1ohm±40%	1.9MHz	No magnetic shield
LQH55DN102M03□	1000μH±20%	10kHz	150mA	10.3ohm±40%	1.7MHz	No magnetic shield
LQH55DN222M03□	2200μH±20%	10kHz	100mA	21.5ohm±40%	1.2MHz	No magnetic shield

Operating Temperature Range: -40°C to +80°C

Only for reflow soldering.

Continued on the following page.

● This data sheet is applied for CHIP INDUCTORS (CHIP COILS) used for General Electronics equipment for your design.

### Note:

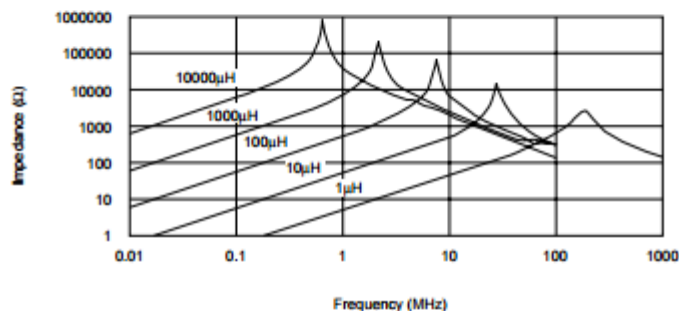
1. This datasheet is downloaded from the website of Murata Manufacturing co., Ltd. Therefore, it's specifications are subject to change or our products in it may be discontinued without advance notice. Please check with our sales representatives or product engineers before ordering.
2. This datasheet has only typical specifications because there is no space for detailed specifications. Therefore, please approve our product specifications or transact the approval sheet for product specifications before ordering.

Continued from the preceding page.

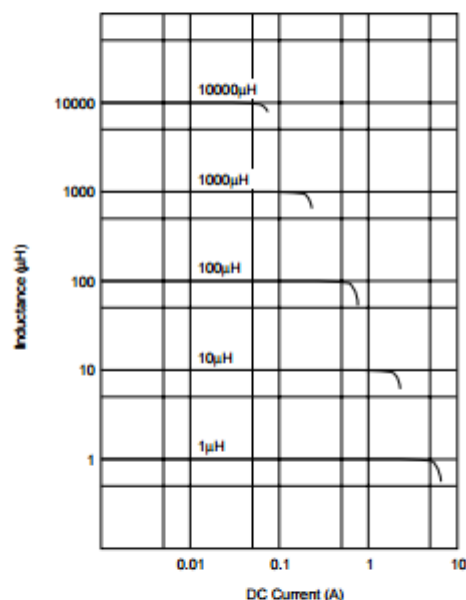
Part Number	Inductance	Test Frequency	Rated Current	DC Resistance	Self Resonance Frequency (min.)	Class of Magnetic Shield
<b>LQH55DN472M03</b> □	4700 $\mu$ H $\pm$ 20%	10kHz	70mA	43.6ohm $\pm$ 40%	0.8MHz	No magnetic shield
<b>LQH55DN103M03</b> □	10000 $\mu$ H $\pm$ 20%	10kHz	50mA	100ohm $\pm$ 40%	0.5MHz	No magnetic shield

Operating Temperature Range: -40°C to +80°C  
Only for reflow soldering.

## Impedance - Frequency Characteristics (Typ.)



## Inductance - Current Characteristics (Typ.)



## Caution/Notice

### Caution (Rating)

Do not use products beyond the rated current as this may create excessive heat.

### Notice

Solderability of Tin plating termination chip might be deteriorated when low temperature soldering profile where peak solder temperature is below the Tin melting point is used. Please confirm the solderability of Tin plating termination chip before use.

● This data sheet is applied for CHIP INDUCTORS (CHIP COILS) used for General Electronics equipment for your design.

### Note:

1. This datasheet is downloaded from the website of Murata Manufacturing co., ltd. Therefore, it's specifications are subject to change or our products in it may be discontinued without advance notice. Please check with our sales representatives or product engineers before ordering.
2. This datasheet has only typical specifications because there is no space for detailed specifications. Therefore, please approve our product specifications or transact the approval sheet for product specifications before ordering.